



# Counting to 5 — Sheet 2

Name: \_\_\_\_\_


Date: \_\_\_\_\_




Four blue circles are arranged in a horizontal row. To their right is a white square with a green border, intended for the student to write the number 4.




Two green squares are arranged in a horizontal row. To their right is a white square with a green border, intended for the student to write the number 2.




Five orange triangles are arranged in a horizontal row. To their right is a white square with a green border, intended for the student to write the number 5.



Three red stars are arranged in a horizontal row. To their right is a white square with a green border, intended for the student to write the number 3.



Four purple hearts are arranged in a horizontal row. To their right is a white square with a green border, intended for the student to write the number 4.



One pink diamond is centered. To its right is a white square with a green border, intended for the student to write the number 1.